Multilayer Chip Power Bead SBLxxxxxxM Series

Features 特点

- Multilayer monolithic construction yields high reliability

独石结构、高可靠性

- A unique terminal electrode structure ensures high permissible current, 6A max.

特别的设计可承受最大 6A 的电流

- High impedance over a vide frequency range

在较宽的频段具有高阻抗

Applications 应用

- Video equipment, audio equipment 视频音频设备
- Automotive electrical equipment 电气自动化设备
- Communication equipment 通讯设备
- OA equipment and other OA 设备及其它领域

Product Identification 产品标识

SBL	201209	M	121
①	②	③	④

① Series name 系列名称

② Dimension 产品尺寸L×W×T：【201209: 2.0mm×1.2 mm×0.9mm】

③ Material code 材料代码

④ Impedance 阻抗：【100=10Ω 101=100Ω 102=1000Ω】

Shapes And Dimensions 外形及尺寸示意图

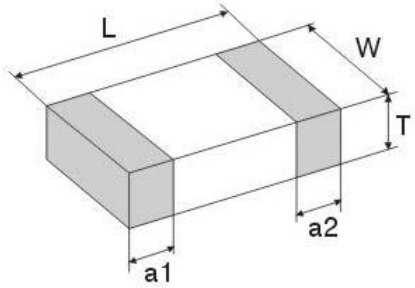

Type	Dimensions (mm) [inch]			
	L	W	T	a1, a2
100505 [0402]	1.00±0.15 [0.04±0.006]	0.50±0.15 [0.02±0.006]	0.50±0.15 [0.02±0.006]	0.25±0.10 [0.01±0.004]
160808 [0603]	1.60±0.20 [0.063±0.008]	0.80±0.20 [0.031±0.008]	0.80±0.20 [0.031±0.008]	0.30±0.20 [0.012±0.008]
201209 [0805]	2.00±0.20 [0.079±0.008]	1.20±0.20 [0.049±0.008]	0.90±0.20 [0.035±0.008]	0.50±0.30 [0.02±0.012]
321609 [1206]	3.20±0.20 [0.126±0.008]	1.60±0.20 [0.063±0.008]	0.90±0.20 [0.035±0.008]	0.50±0.30 [0.02±0.012]
322513 [1210]	3.20±0.20 [0.126±0.008]	2.50±0.20 [0.098±0.008]	1.30±0.20 [0.051±0.008]	0.50±0.30 [0.02±0.012]
451616 [1806]	4.50±0.20 [0.180±0.008]	1.60±0.20 [0.063±0.008]	1.60±0.20 [0.063±0.008]	0.50±0.30 [0.02±0.012]
453215 [1812]	4.50±0.20 [0.180±0.008]	3.20±0.20 [0.126±0.008]	1.50±0.20 [0.06±0.008]	0.50±0.30 [0.02±0.012]

Electrical Characteristics 电气性能

SBL100505M Series

Part Number	Impedance (Ω)	Z Test Freq. (MHz)	RDC(Ω) Max.	Ir(mA) Max.
SBL100505M- 000	0~15	100	0.05	1800
SBL100505M- 050	0~15	100	0.05	1800
SBL100505M- 070	0~11	100	0.05	1800
SBL100505M- 090	5~13	100	0.05	1800
SBL100505M- 110	7~15	100	0.05	1800
SBL100505M- 150	9~21	100	0.05	1800
SBL100505M- 190	12~25	100	0.06	1500
SBL100505M- 300	30±25%	100	0.08	1300
SBL100505M- 600	60±25%	100	0.10	1000
SBL100505M- 121	120±25%	100	0.15	800
SBL100505M- 151	150±25%	100	0.20	700
SBL100505M- 201	200±25%	100	0.25	700
SBL100505M- 221	220±25%	100	0.30	600
SBL100505M- 301	300±25%	100	0.30	600
SBL100505M- 601	600±25%	100	0.50	500
SBL100505M- 801	800±25%	100	0.65	300

SBL160808M Series

Part Number	Impedance (Ω)	Z Test Freq. (MHz)	RDC(Ω) Max.	Ir(mA) Max.
SBL160808M- 000	0~15	100	0.02	6000
SBL160808M- 050	0~15	100	0.02	6000
SBL160808M- 070	0~11	100	0.02	6000
SBL160808M- 090	5~13	100	0.02	6000
SBL160808M- 110	7~15	100	0.03	5000
SBL160808M- 150	9~21	100	0.03	5000
SBL160808M- 190	12~25	100	0.03	5000
SBL160808M- 300	30±25%	100	0.03	4000
SBL160808M- 600	60±25%	100	0.04	3000
SBL160808M- 101	100±25%	100	0.06	2500
SBL160808M- 121	120±25%	100	0.065	2000
SBL160808M- 181	180±25%	100	0.09	1500
SBL160808M- 221	220±25%	100	0.12	1500
SBL160808M- 301	300±25%	100	0.18	1500
SBL160808M- 501	500±25%	100	0.18	1200
SBL160808M- 601	600±25%	100	0.18	1200

Electrical Characteristics 电气性能

SBL201209M Series

Part Number	Impedance (Ω)	Z Test Freq. (MHz)	RDC(Ω) Max.	Ir(mA) Max.
SBL201209M- 000	0~15	100	0.01	6000
SBL201209M- 050	0~15	100	0.01	6000
SBL201209M- 070	0~11	100	0.01	6000
SBL201209M- 090	5~13	100	0.01	6000
SBL201209M- 110	7~15	100	0.01	6000
SBL201209M- 150	9~21	100	0.01	6000
SBL201209M- 190	12~25	100	0.01	6000
SBL201209M- 300	30±25%	100	0.01	6000
SBL201209M- 600	60±25%	100	0.04	3500
SBL201209M- 800	80±25%	100	0.04	3000
SBL201209M- 121	120±25%	100	0.05	3000
SBL201209M- 181	180±25%	100	0.08	2500
SBL201209M- 221	220±25%	100	0.08	2500
SBL201209M- 301	300±25%	100	0.08	2500
SBL201209M- 601	600±25%	100	0.10	2000
SBL201209M- 102	1000±25%	100	0.12	1500

SBL321609M Series

Part Number	Impedance (Ω)	Z Test Freq. (MHz)	RDC(Ω) Max.	Ir(mA) Max.
SBL321609M- 000	0~15	100	0.01	6000
SBL321609M- 050	0~15	100	0.01	6000
SBL321609M- 070	0~11	100	0.01	6000
SBL321609M- 090	5~13	100	0.015	6000
SBL321609M- 110	7~15	100	0.015	6000
SBL321609M- 150	9~21	100	0.015	6000
SBL321609M- 190	12~25	100	0.015	6000
SBL321609M- 260	26±25%	100	0.015	6000
SBL321609M- 280	28±25%	100	0.015	6000
SBL321609M- 300	30±25%	100	0.015	6000
SBL321609M- 310	31±25%	100	0.025	4000
SBL321609M- 500	50±25%	100	0.025	4000
SBL321609M- 600	60±25%	100	0.025	4000
SBL321609M- 700	70±25%	100	0.035	4000
SBL321609M- 800	80±25%	100	0.035	4000
SBL321609M- 121	120±25%	100	0.035	4000

Electrical Characteristics 电气性能

SBL321609M Series

Part Number	Impedance (Ω)	Z Test Freq. (MHz)	RDC(Ω) Max.	Ir(mA) Max.
SBL321609M- 151	150±25%	100	0.045	3000
SBL321609M- 221	220±25%	100	0.055	3000
SBL321609M- 301	300±25%	100	0.065	2500
SBL321609M- 501	500±25%	100	0.085	2500
SBL321609M- 601	600±25%	100	0.10	2000
SBL321609M- 801	800±25%	100	0.11	2000
SBL321609M- 102	1000±25%	100	0.12	2000

SBL451616M Series

Part Number	Impedance (Ω)	Z Test Freq. (MHz)	RDC(Ω) Max.	Ir(mA) Max.
SBL451616M- 190	12~25	100	0.01	6000
SBL451616M- 260	26±25%	100	0.015	6000
SBL451616M- 310	31±25%	100	0.015	6000
SBL451616M- 600	60±25%	100	0.015	6000
SBL451616M- 750	75±25%	100	0.020	4000
SBL451616M- 800	80±25%	100	0.025	3000

SBL453215M Series

Part Number	Impedance (Ω)	Z Test Freq. (MHz)	RDC(Ω) Max.	Ir(mA) Max.
SBL453215M- 300	30±25%	100	0.01	6000
SBL453215M- 310	31±25%	100	0.01	6000
SBL453215M- 380	38±25%	100	0.01	6000
SBL453215M- 400	40±25%	100	0.01	6000
SBL453215M- 500	50±25%	100	0.01	6000
SBL453215M- 600	60±25%	100	0.01	6000
SBL453215M- 700	70±25%	100	0.01	6000
SBL453215M- 101	100±25%	100	0.02	6000
SBL453215M- 181	180±25%	100	0.02	6000
SBL453215M- 221	220±25%	100	0.02	6000

Impedance Frequency Characteristics 阻抗频率性能

SBL100505M Series

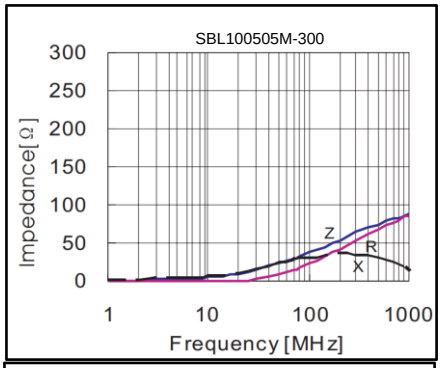

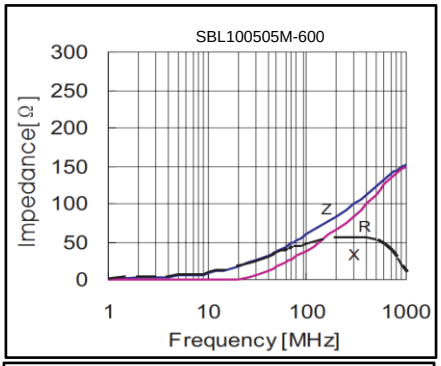

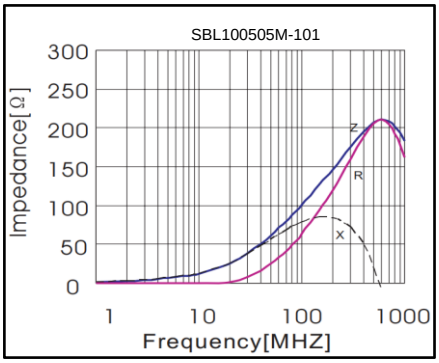

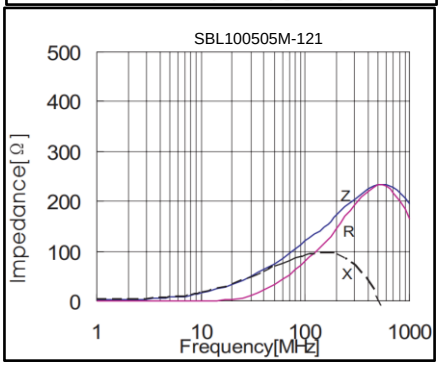

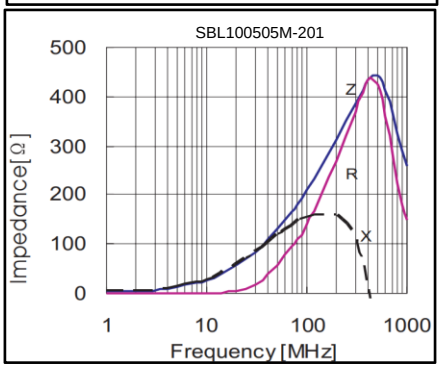

SBL160808M Series

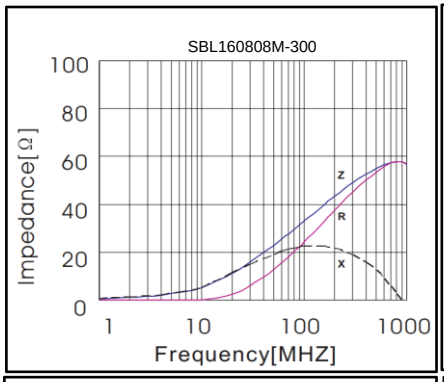

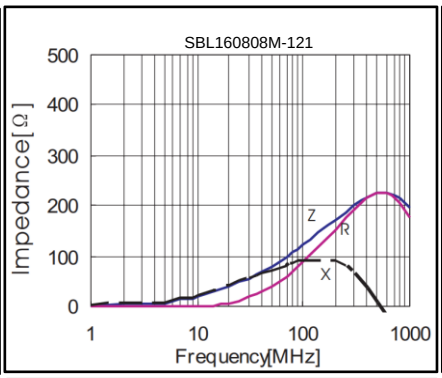

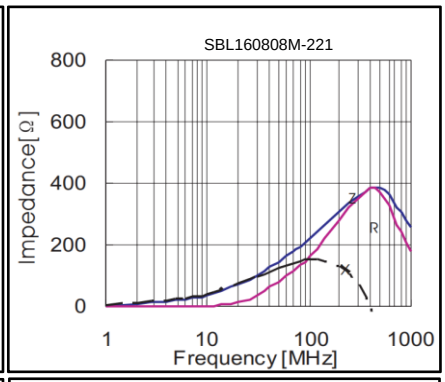

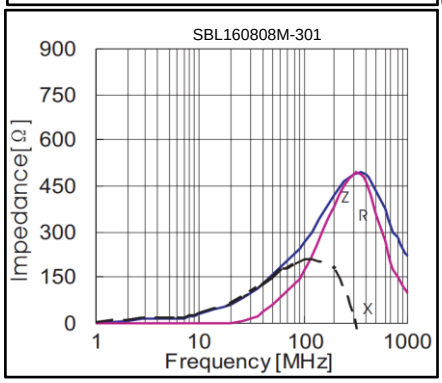

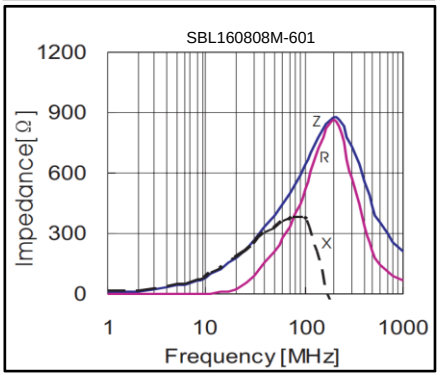

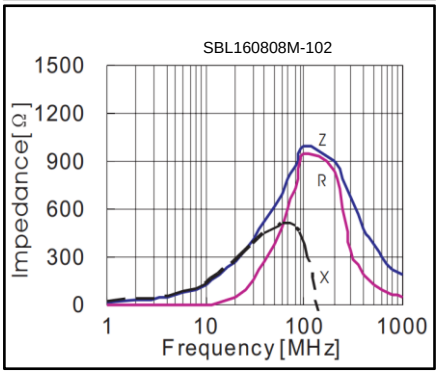

Impedance Frequency Characteristics 阻抗频率性能

SBL160808M Series

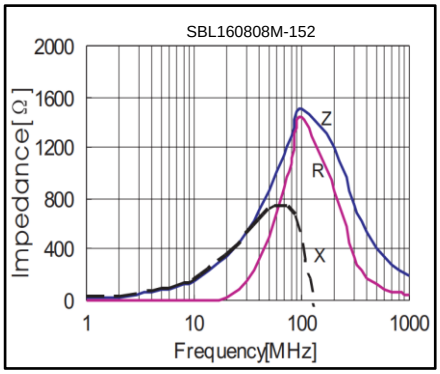

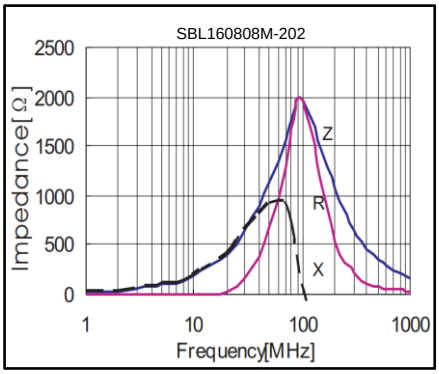
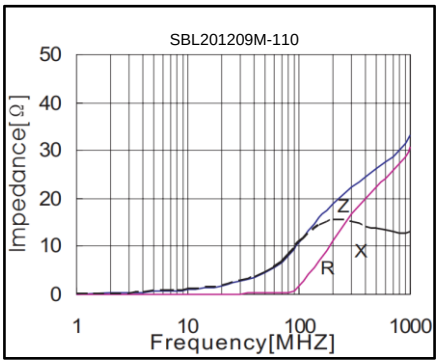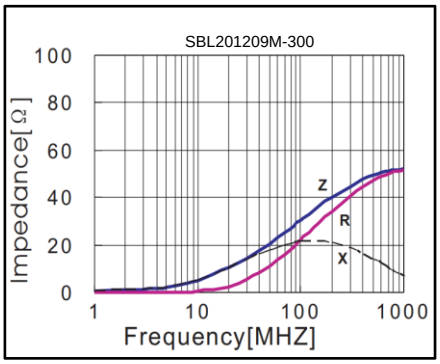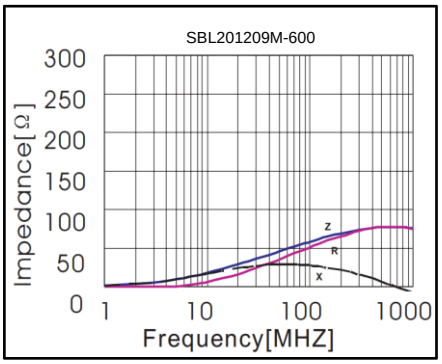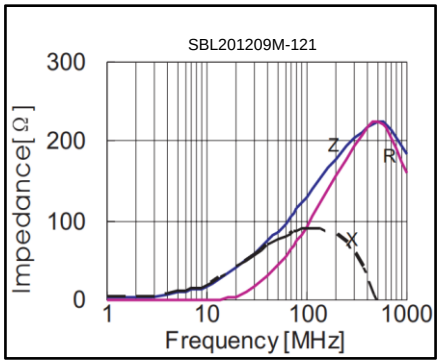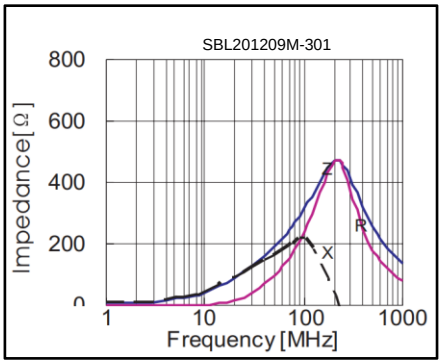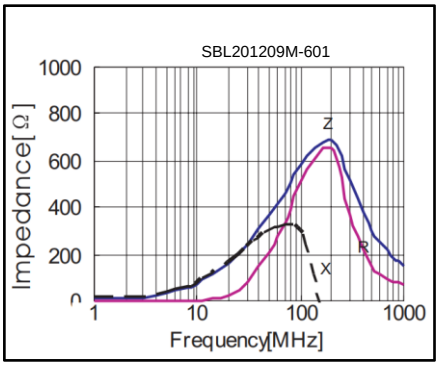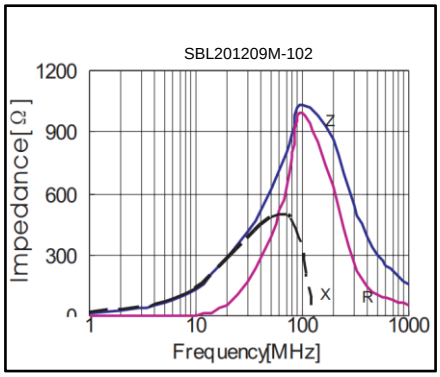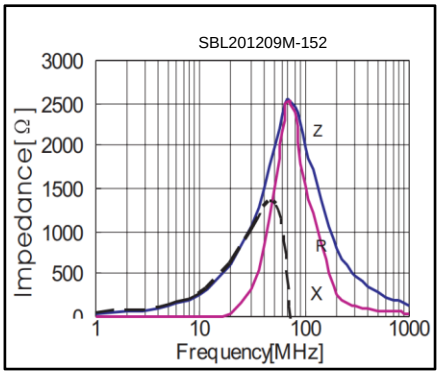
SBL201209M Series